(B) Immaculata

1/13/23 (B) St Ann at (B) Immaculata

	1	2	3	4	T
(B) St Ann	15	6	14	12	47
(B) Immaculata	3	9	13	2	27

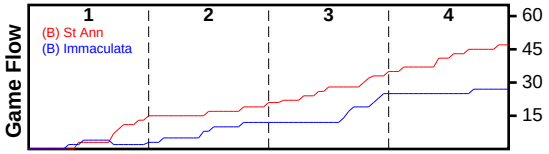

#	Name	G	MIN	PTS	FGM	FGA	FG%	2PM	2PA	2P%	3PM	3PA	3P%	FTM	FTA	FT%	OREB	DREB	REB	AST	STL	DFL	BLK	TO	PF	PM	CHG	A/T	GmSc
3	Jude Beetlestone	1	27	5	2	8	0.250	1	4	0.250	1	4	0.250	-	1	0.000	1	1	2	-	-	-	-	-	-	-22	-	-	0.8
5	Tristan McFee	1	30	5	1	5	0.200	-	2	0.000	1	3	0.333	2	2	1.000	-	3	3	-	-	-	-	-	-	-11	-	-	2.8
6	Marshyl Posmoroff	-	-	0	0	0	-	-	-	-	-	-	-	-	-	-	-	-	0	-	-	-	-	-	-	-	-	-	-
7	Jethro Sia	1	10	0	0	2	0.000	-	-	-	-	2	0.000	-	-	-	1	-	1	-	-	-	-	-	-	-7	-	-	-0.7
8	Ramon Garcia	1	1	0	0	0	-	-	-	-	-	-	-	-	-	-	-	-	0	-	-	-	-	-	-	2	-	-	0.0
9	Matthew Elias	1	16	4	2	5	0.400	2	5	0.400	-	-	-	-	-	-	3	1	4	-	-	-	-	1	-	-3	-	0.0	2.7
10	Mateo Oliveira	1	29	1	0	3	0.000	-	2	0.000	-	1	0.000	1	2	0.500	-	1	1	-	-	-	-	1	-	-9	-	0.0	-2.2
11	Matteo Marin-Rasmussen	1	32	10	4	17	0.235	4	15	0.267	-	2	0.000	2	3	0.667	-	4	4	-	-	-	1	-	-	-15	-	-	1.2
12	Connor De Souza	1	5	0	0	0	-	-	-	-	-	-	-	-	-	-	-	-	0	-	-	-	-	-	-	-6	-	-	0.0
13	Patrick Balaszy	-	-	0	0	0	-	-	-	-	-	-	-	-	-	-	-	-	0	-	-	-	-	-	-	-	-	-	-
24	Nigel McFee	1	15	2	1	4	0.250	1	4	0.250	-	-	-	-	-	-	1	1	2	-	-	-	-	-	-	-14	-	-	0.6
	TEAM	1	-	0	0	0	-	-	-	-	-	-	-	-	-	-	1	1	2	-	-	-	-	-	5	-	-	-	-1.0
	TOTALS	**1**	**32**	**27**	**10**	**44**	**0.227**	**8**	**32**	**0.250**	**2**	**12**	**0.167**	**5**	**8**	**0.625**	**7**	**12**	**19**	**-**	**-**	**-**	**1**	**2**	**5**	**-20**	**-**	**0.0**	**4.2**

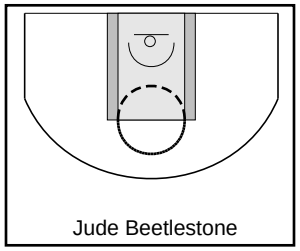
Jude Beetlestone

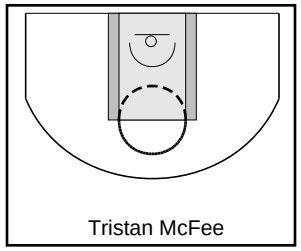
Tristan McFee

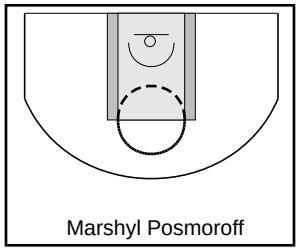
Marshyl Posmoroff

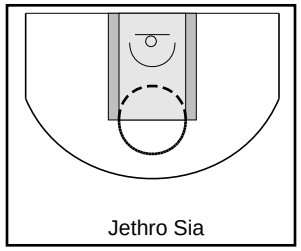
Jethro Sia

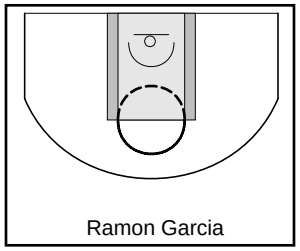
Ramon Garcia

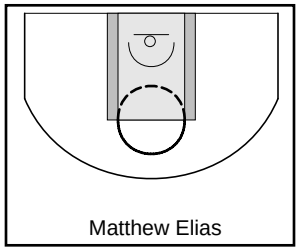
Matthew Elias

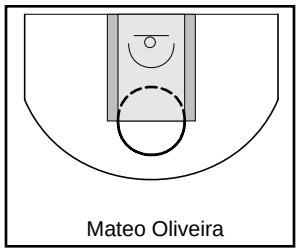
Mateo Oliveira

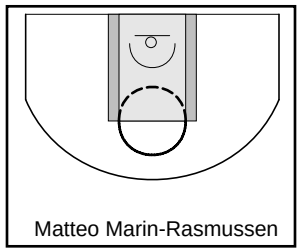
Matteo Marin-Rasmussen

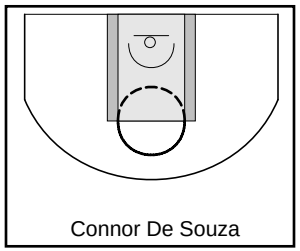
Connor De Souza

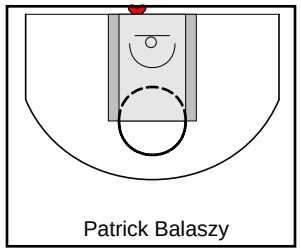
Patrick Balaszy

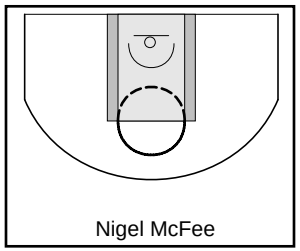
Nigel McFee

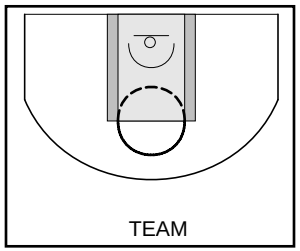
TEAM

Game Summary Comparison

Statistic	(B) St Ann	(B) Immaculata
Points	44	27
Field Goals	20 / 50	10 / 44
2 Point	19 / 40	8 / 32
3 Point	1 / 10	2 / 12
Free Throws	3 / 4	5 / 8
Assists	1	-
Rebounds	26	19
Offensive	8	7
Defensive	18	12
Blocks	-	1
Steals	-	-
Deflections	-	-
Turnovers	5	2
Charges Taken	-	-
Personal Fouls	2	5
Technical Fouls	-	-

(B) St Ann

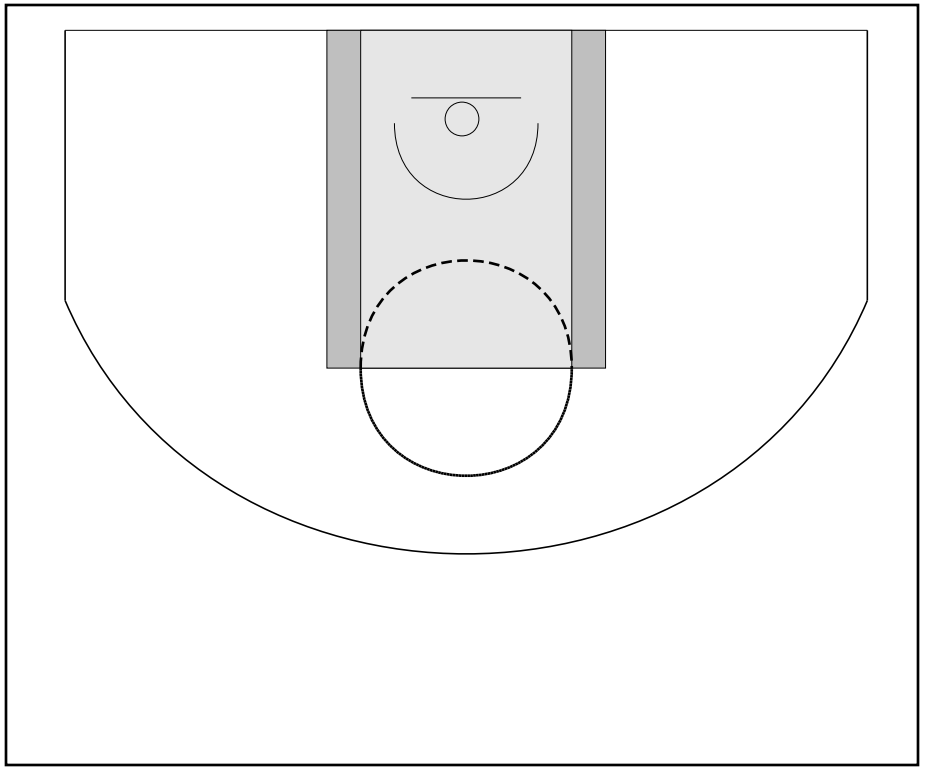

(B) Immaculata

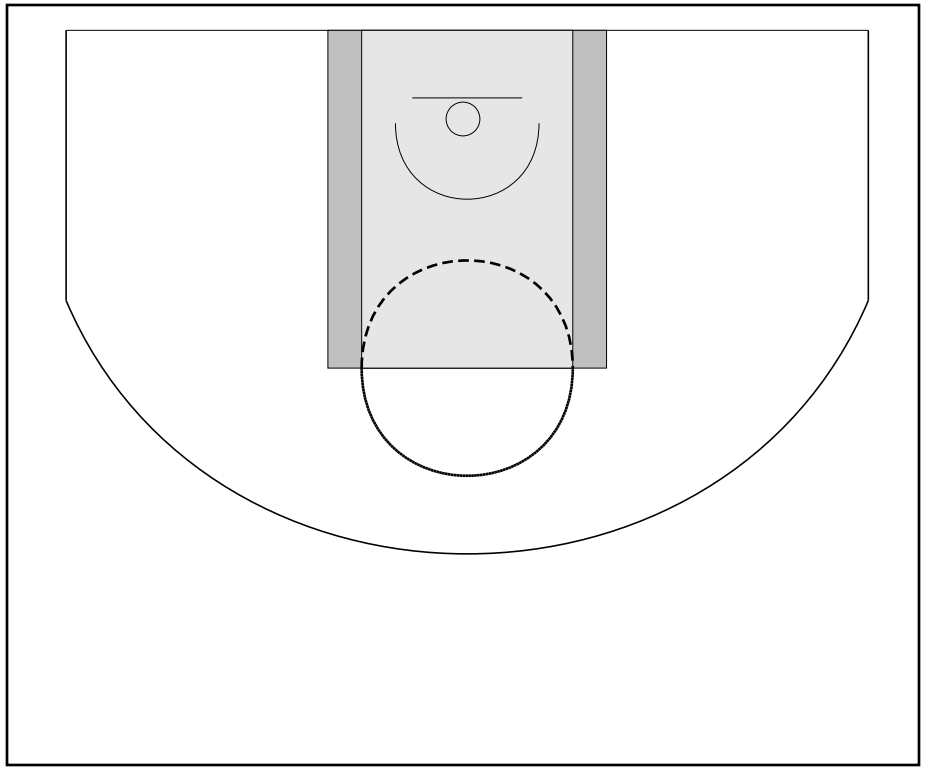

(B) Immaculata Turnovers

Period	Clock	Player	Turnover Type
1st Period	5:39	#10 Mateo Oliveira	Other
1st Period	0:50	#9 Matthew Elias	Out of Bounds

(B) Immaculata Fouls

Period	Clock	Player	Foul
3rd Period	4:22	The team	Other (Def)
3rd Period	3:24	The team	Punching (Def)
3rd Period	1:20	The team	Other (Def)
4th Period	5:34	The team	Other (Def)
4th Period	3:37	The team	Other (Def)